

# GRIPPERFIX® Leveler


Providing *The Right Way*™ to attach virtually anything to metal roofs worldwide.

**S-5!**®  
*The Right Way*

**ATTENTION!** This document is a guide only. This product may not be suitable for every application. The user is responsible for all necessary application engineering and design. Please scan the QR code to the right for additional information, warnings and disclaimers regarding product use. You can also view load test results at [www.S-5.com](http://www.S-5.com) where applicable, or contact your S-5!® distributor for more information.



Please refer to *GRIPPERFIX* Installation Instructions to install *GRIPPERFIX* utility mounting system prior to installing the *GRIPPERFIX* Leveler. The *GRIPPERFIX* Leveler allows for leveling of rooftop utilities up to 5 degrees when needed. Important: Not all applications require all of the components listed. For technical assistance, please reach out to [support@s-5.com](mailto:support@s-5.com) or call 888-825-3432.



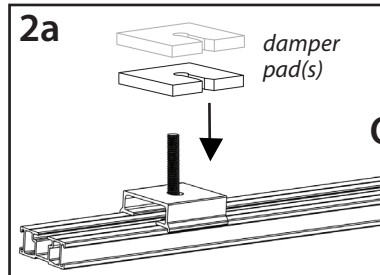
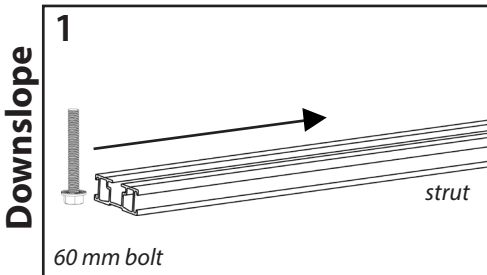
## Parts Required

<i>GRIPPERFIX</i> Leveler (4)	M8-1.25 x 60 mm hex flange bolt (2)
Damper Pads (4 or more)	M8-1.25 x 20 mm hex flange bolt (2)
M8 Nut (13 mm Drive) (4)	

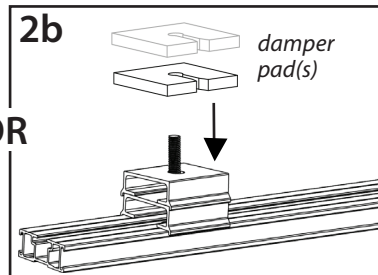
## Tools Required

13 mm socket wrench

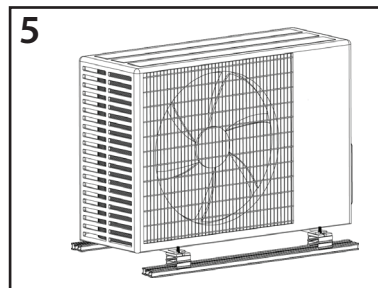
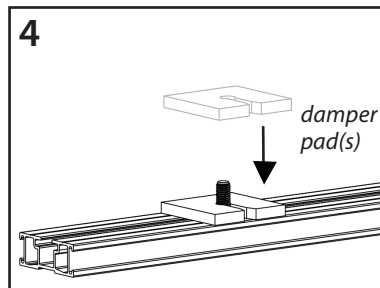
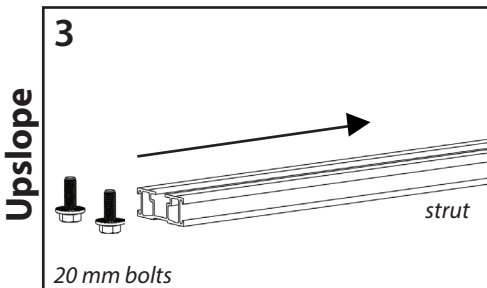
## How To Install *GRIPPERFIX* Leveler on *GRIPPERFIX* Strut



OR



Repeat steps 1-2 on other end of downslope strut



Note: Any S-5! warranty and/or calculation may be void if hardware is used that was not furnished by S-5! directly or through one of their licensed distributors or any assembly that has not been tested by S-5! These instructions are for use by those experienced in the trade. Always follow appropriate safety precautions and use appropriate tools.

**S-5!® Warning! Please use product responsibly!**

S-5!® Warning! Please use this product responsibly! Products are protected by multiple U.S. and foreign patents. For published data regarding holding strength, fastener torque, patents and trademarks, visit the S-5! website at [www.s-5.com](http://www.s-5.com). Copyright 2024, Metal Roof Innovations, Ltd. S-5! products are patent protected. S-5! aggressively protects its patents, trademarks and copyrights. 080924